

PA2041NL

4

3

2

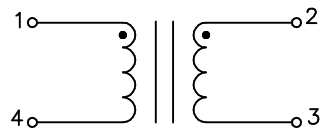
1

NOTICE: THE INFORMATION AND DESIGN CONTAINED HEREIN IS THE PROPERTY OF PULSE WHO RESERVES ALL RIGHTS THERETO.

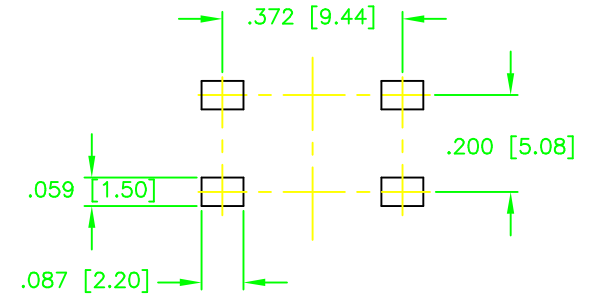
TEST NOTES:

UNLESS OTHERWISE SPECIFIED, TESTING IS PERFORMED AT 25°C ±5°C.
USE PTT TO TEST PART

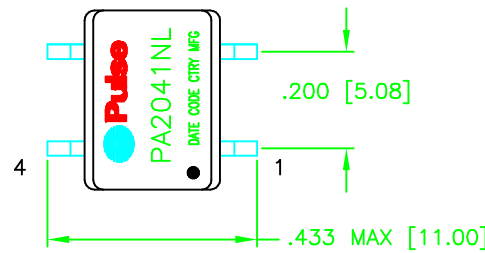
1. TURNS RATIO AND POLARITY: 10 KHz, 1V RMS:
(1-4)/(2-3) = 1.00 ±2%
2. OCL(100%): 10 KHz AT 10 mVRMS:
(1-4) = 10 mH MINIMUM
3. LL (SAMPLE): 100 KHz, 10 mVRMS
(1-4) W/(2-3) SHORTED= 1.5 uH MAXIMUM
4. DCR (SAMPLE):
(1-4) = (2-3) = 5.0 OHMS MAXIMUM
5. HIPOT (100%): 60 Hz, 1 MINUTE
(1+4) TO (2+3) = 500 VRMS



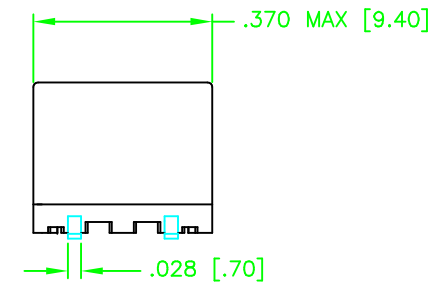
SCHEMATIC



SUGGESTED PAD LAYOUT



FINAL OUTLINE



UNLESS OTHERWISE SPECIFIED, ALL DIMENSIONS ARE IN INCHES TOLERANCES ARE:

DECIMALS	ANGLES
.XX ±.01 ± 1°	
.XXX ±.005	

DO NOT SCALE DRAWING

SIZE B01961

SCALE 4/1

CAGE CODE

CADD FILE

DWG. NO.

PA2041NL

PA2041NL-3

REV 11

SHEET 3 OF 3

4

3

2

1