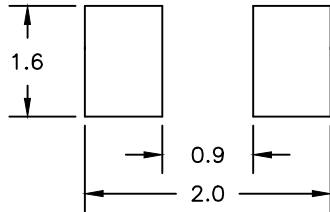


MGV2016101R5M-10

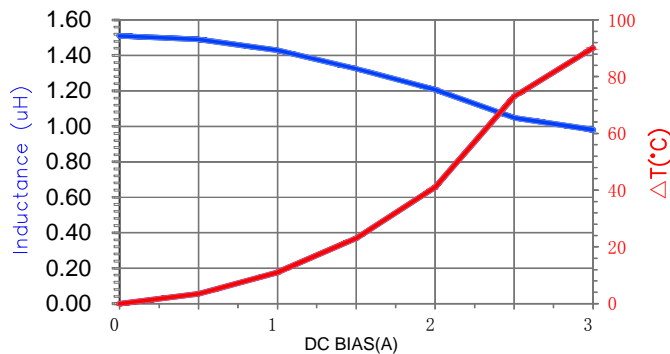
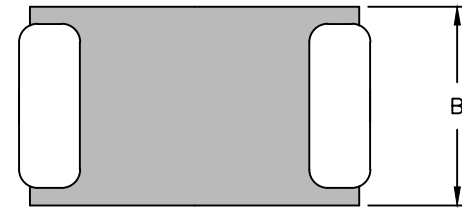
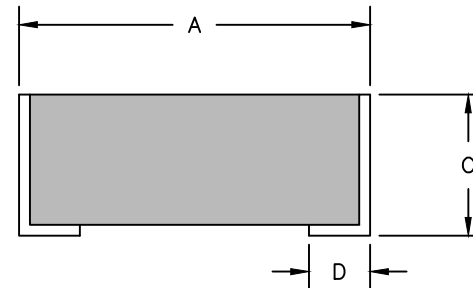
PHYSICAL DIMENSIONS:

A	2.00	±	0.20
B	1.60	±	0.20
C	1.00		Max.
D	0.50	±	0.30

LAND PATTERNS FOR REFLOW SOLDERING



RoHS



NOTES:

1. OPERATING TEMPERATURE RANGE: $-40^{\circ}\text{C} \sim +125^{\circ}\text{C}$.
2. STORAGE TEMPERATURE RANGE: $-40^{\circ}\text{C} \sim +125^{\circ}\text{C}$.
3. Isat MEANS THAT MAX DC CURRENT WILL CAUSE APPROXIMATELY 30% INDUCTANCE REDUCTION FROM INITIAL VALUE.
4. Irms MEANS THAT MAX DC CURRENT WILL CAUSE COIL TEMPERATURE RISE APPROXIMATELY 40°C AT AMBIENT $25 \pm 5^{\circ}\text{C}$.

ELECTRICAL SPECIFICATION @ 25°C

	Min	Norm	Max
INDUCTANCE (uH) L @ 1MHz/1mA ±20%	1.20	1.50	1.80
DCR (Ω)		0.114	0.129
Saturation Current Isat (A)		2.50	2.25
Heating Current Irms (A)		2.00	1.81

DIMENSIONS ARE IN mm.				This print is the property of Laird Tech. and is loaned in confidence subject to return upon request and with the understanding that no copies shall be made without the written consent of Laird Tech. All rights to design or invention are reserved.		Laird	
PROJECT/PART NUMBER:				REV	PART TYPE:	DRAWN BY:	
MGV2016101R5M-10				A	CHOKE INDUCTOR	QIU	
DATE:				SCALE:	SHEET:		
05/17/17				NTS	1 of 1		
REV	DESCRIPTION	DATE	INT	CAD #	TOOL #		
A	ORIGINAL DRAFT	05/17/17	QIU	MGV2016101R5M-10-A	-		