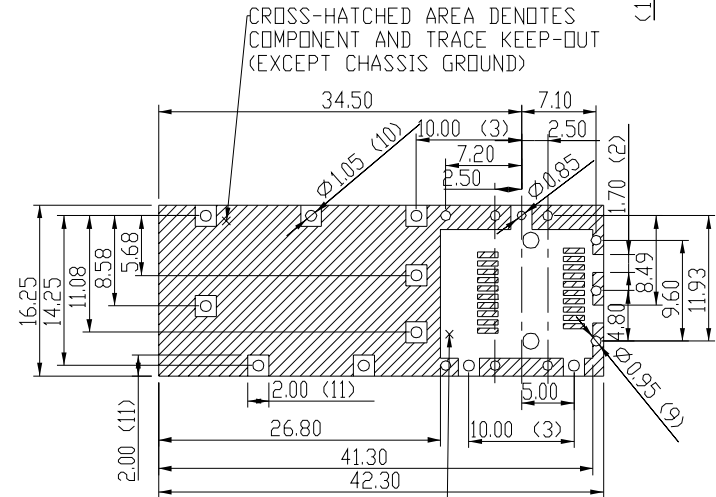
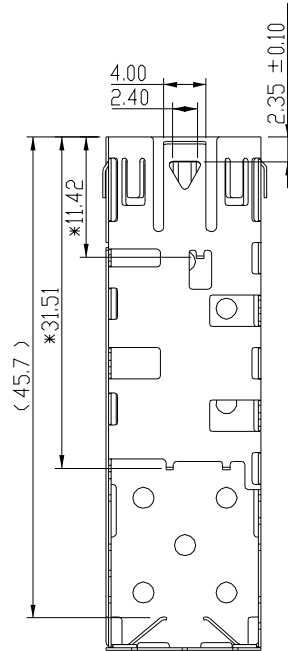
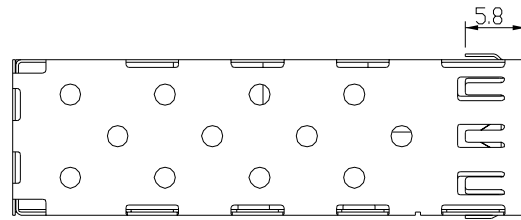


SCALE 1:1



CROSS-HATCHED AREA DENOTES COMPONENT AND TRACE KEEP-OUT (EXCEPT CHASSIS GROUND)  
 THIS AREA DENOTES COMPONENT KEEP-OUT (TRACES ALLOWED)  
 PCB LAYOUT THICKNESS=3.0mm (TOP VIEW)

NOTE:  
 MECHANICAL:  
 SHIELD(CAGE) MATERIAL:  
 1. THICKNESS=0.25mm, COPPER ALLOY.  
 2. PLATED : NICKEL 50u"~110u"  
 3. RoHS COMPLIANT.

PART NUMBER
E81M0-WCYF8B-L

DETACHED LISTS	MM (INCH)	RoHS Compliant	Pulse A TECHNITROL COMPANY	
	TOLERANCES EXCEPT AS NOTED	TITLE	SFP GAGE	
	MM	DF TO Cathy	DRAWING NO. CE813A35-LA	SIZE A3
	0 ± 0.2	DATE 08/10/2006	/PART NO. SEE TABLE	REV 0
	.00 ± 0.15	SCALE : 2:1	DO NOT SCALE DRAWING	SHEET 1 OF 1
	.000 ± 0.075			
	ANGLES ± 0.5			
	THIRD ANGLE PROJECTION			