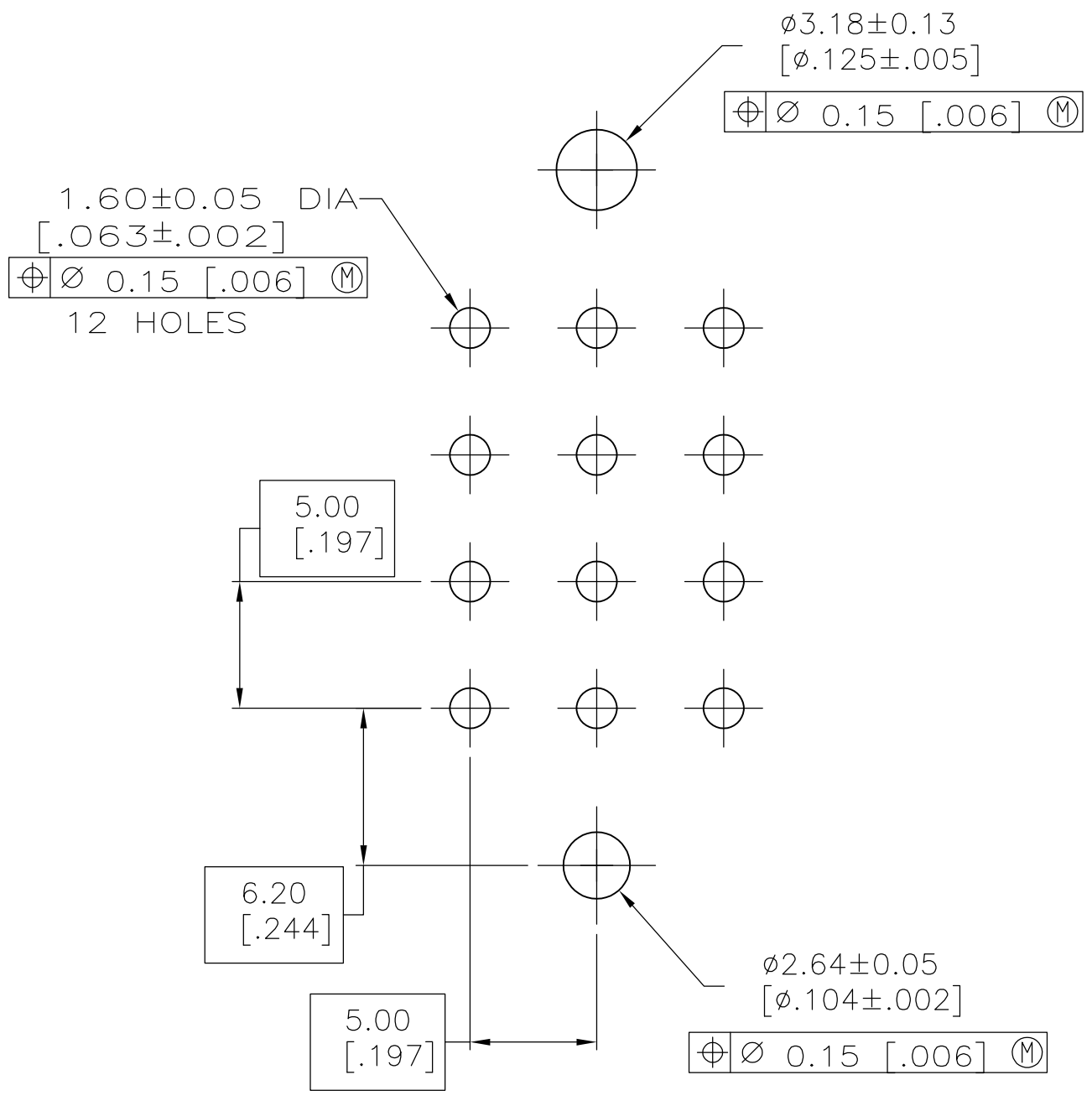
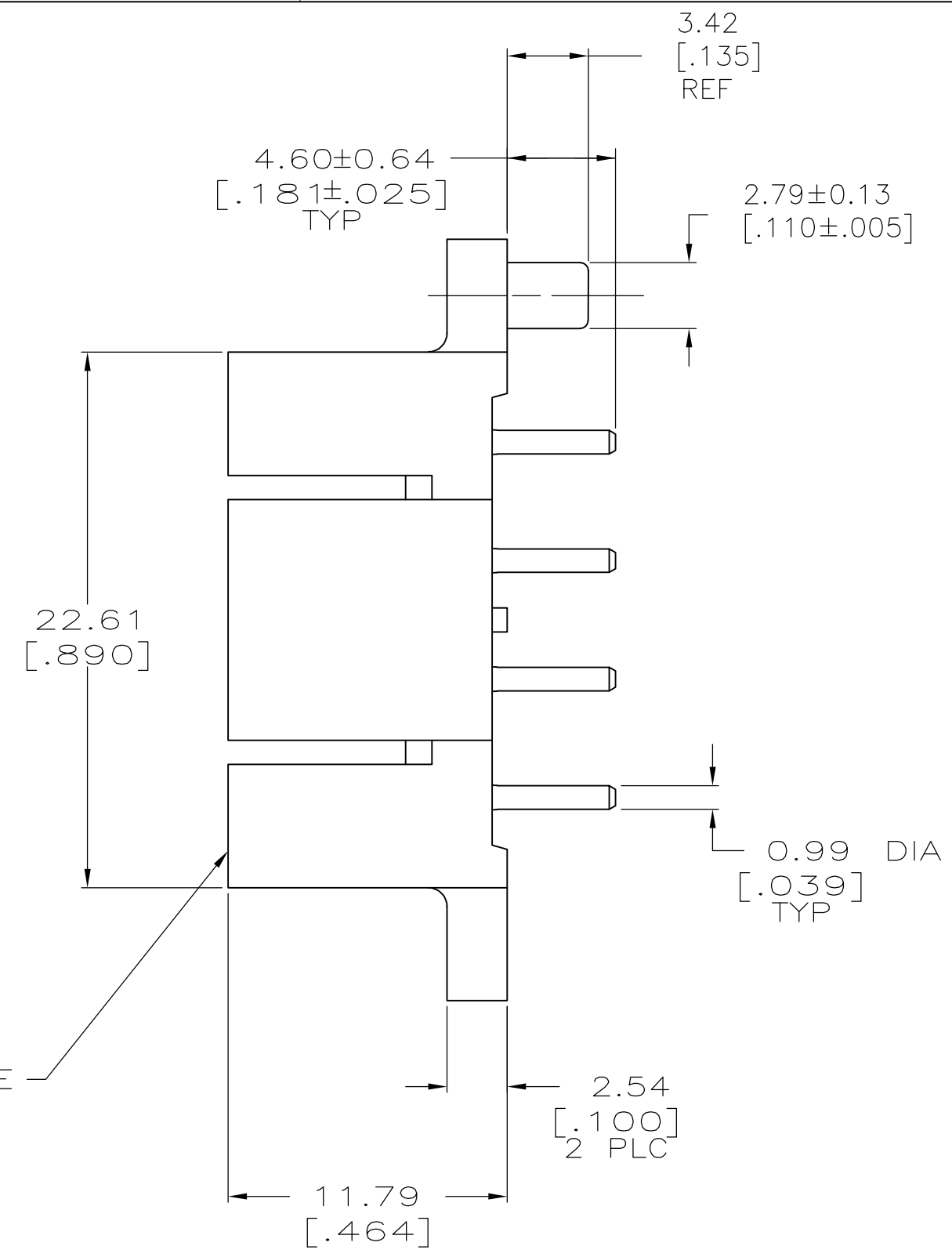
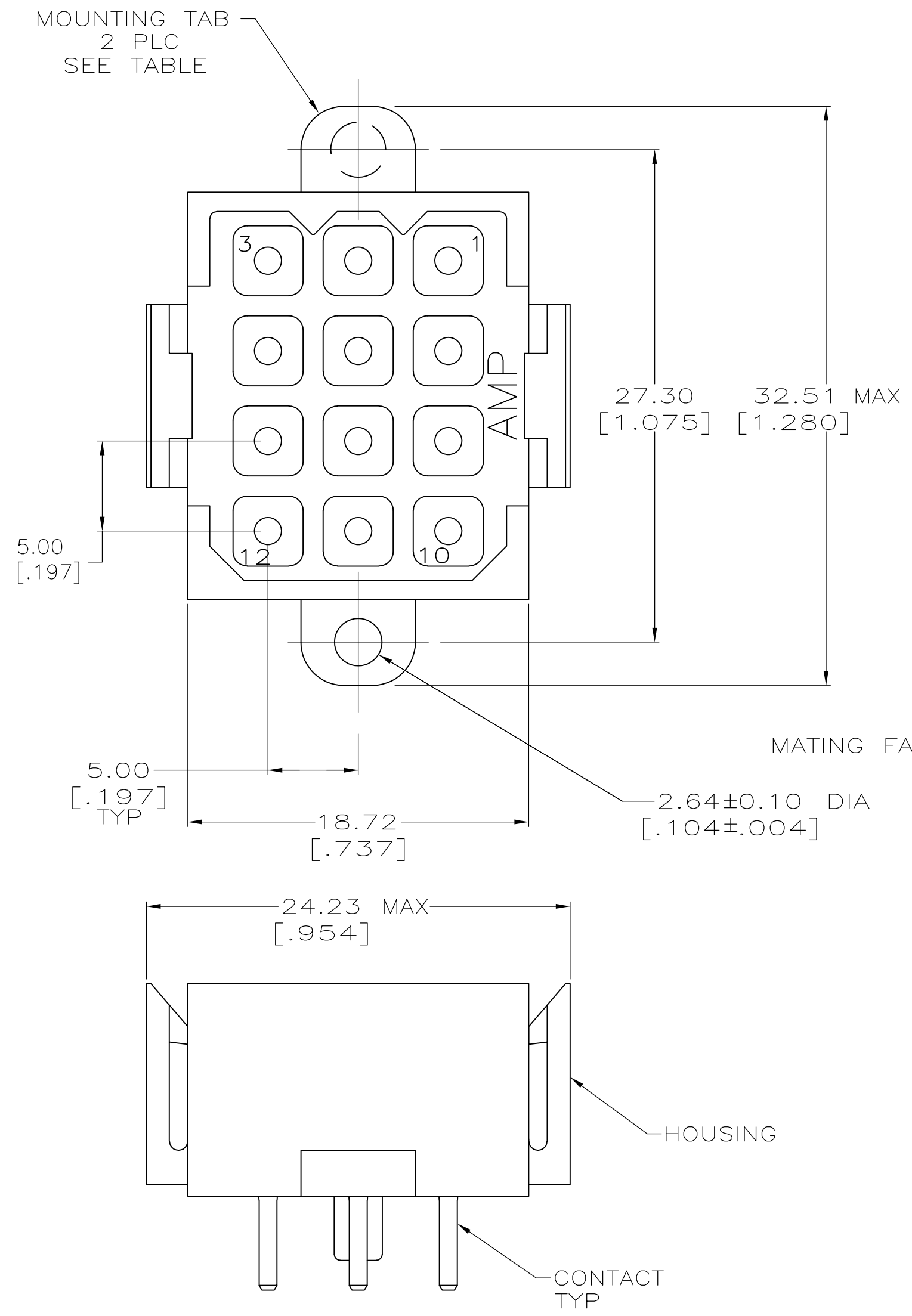


THIS DRAWING IS UNPUBLISHED. RELEASED FOR PUBLICATION
 © COPYRIGHT BY TYCO ELECTRONICS CORPORATION. ALL RIGHTS RESERVED.

LOC		DIST		REVISIONS			
P	LTR	DESCRIPTION	DATE	DWN	APVD		
GP	00	A	REL PER ECO 10-010794	21MAY10	JR	SH	



RECOMMENDED PC BOARD LAYOUT

- ① NYLON, UL 94V-0 RATED, RED.
- ② BRASS PER ASTM B36.
- ③ 0.76um [.000030] MIN GOLD FOR A LENGTH OF 5.08 [.200] FROM MATING END, 3.81um [.000150] MIN LEAD FREE TIN FOR A LENGTH OF 4.83 [.190] MIN FROM OPPOSITE END, BOTH OVER 1.27um [.000050] MIN NICKEL.

1986569-1
PART NUMBER

THIS DRAWING IS A CONTROLLED DOCUMENT.		DWN R.GRZYBOWSKI 9JUNE09	Tyco Electronics Corporation Harrisburg, Pa 17105-3608	
DIMENSIONS: mm [INCHES]		CHK G.STEINHAUER 9JUNE09	NAME M.PERCHERKE	
TOLERANCES UNLESS OTHERWISE SPECIFIED:		APVD M.PERCHERKE 9JUNE09	PRODUCT SPEC 108-10033	
0 PLC ± -		APPLICATION SPEC -		
1 PLC ± -		WEIGHT -		
2 PLC ± 0.25 [.010]		SIZE A2		
3 PLC ± -		CAGE CODE 00779		
4 PLC ± -		DRAWING NO C=1986569		
ANGLES ± -		RESTRICTED TO -		
FINISH		SCALE 4:1 SHEET 1 OF 1 REV A		
HOUSING: ①		CUSTOMER DRAWING		
CONTACT: ② ③				