PART NUMBER	ROW 1	ROW 2	ROW 3
564-0240-1114	RED	RED	RED
564-0240-2224	GREEN	GREEN	GREEN
564-0240-3334	YELLOW	YELLOW	YELLOW

REV.	ECN NO.	REVISIONS	DRN.	CKD.	APP.	DATE
A	——	NEW RELEASE	AV			

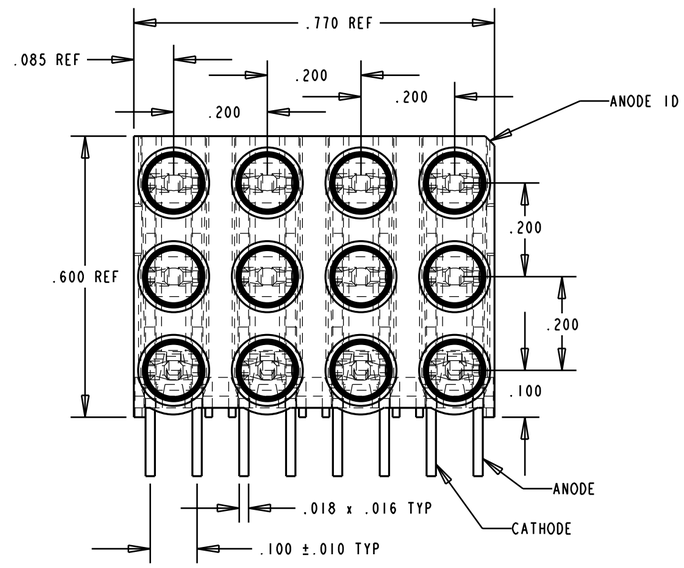

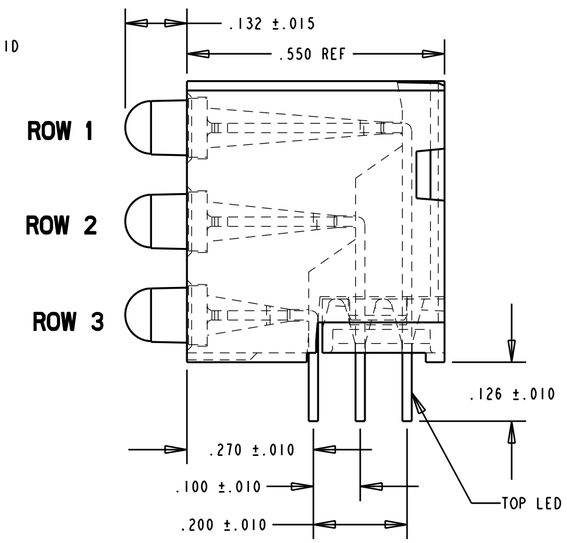

OPERATING CHARACTERISTICS AT 25°C AMBIENT						
CHARACTERISTICS	COLOR	MIN	TYP	MAX	UNITS	TEST CONDITIONS
LUMINOUS INTENSITY	RED	1.0	1.6		mcd	I_F = 2 mA
	GREEN	1.0	1.6			
	YELLOW	1.0	1.6			
FORWARD VOLTAGE	RED		1.7	2.2	V	I_F = 2 mA
	GREEN		1.9	2.2		
	YELLOW		1.8	2.7		
REVERSE CURRENT	R-G-Y			10	µA	V_R = 5 V
PEAK WAVELENGTH	RED		635		nm	
	GREEN		565			
	YELLOW		585			
VIEWING ANGLE	R-G-Y		60		Degree	

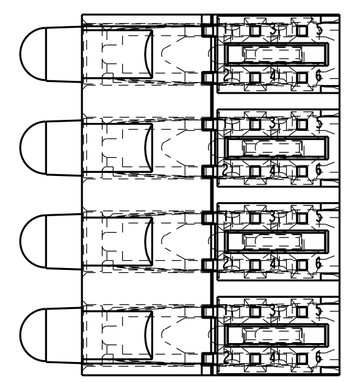

RECOMMENDED HOLE PATTERN

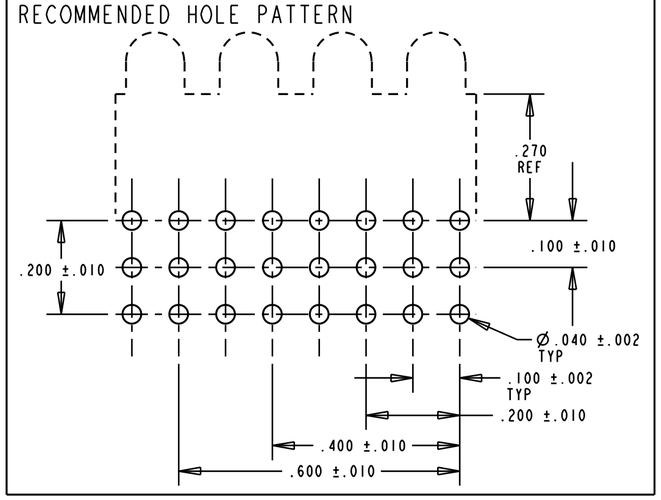

NOTES:

1- LEADS TO FIT INTO HOLES SPACED AS PER HOLE PATTERN
2- LEADS TO BE FREE OF DEFORMATION AFTER BENDING AND CUTTING
3- LED LEAD DIMENSIONS SHOWN ARE MEASURED AT HOUSING EXIT
4. PACKAGING =
   BLOCKS PLACED IN CLEAR ANTISTATIC TRAY
   (50 BLOCKS/TRAY = 8 TRAYS/BOX = 400 BLOCKS/BOX)
5- WHEN A ZERO APPEARS IN THE 3 DIGITS, PRIOR TO THE LAST, OF THE PART NUMBER THIS MEANS NO LAMP REQUIRED IN THAT ROW
6- DIALIGHT PART NUMBER = 564-0240-xxx4

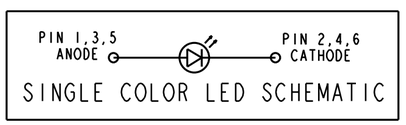

SINGLE COLOR LED SCHEMATIC

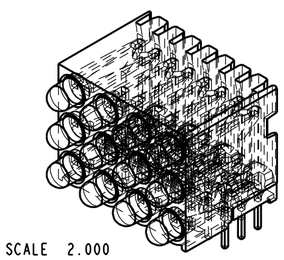

SCALE 2.000

THIS DRAWING AND THE CONTENTS HEREIN ARE CONFIDENTIAL AND THE SOLE PROPERTY OF DIALIGHT. REPRODUCTION OF THIS DRAWING OR CONSTRUCTION OF ANY PARTS WITHIN THIS DRAWING ARE FORBIDDEN WITHOUT THE WRITTEN CONSENT OF DIALIGHT.

SCALE 4:1
ALL DIM'S IN: INCHES
TOLERANCES: UNLESS OTHERWISE SPECIFIED
FRACTIONS: ±1/64
DECIMALS (.XX): ±.020
DECIMALS (.XXX): ±.015
DECIMALS (.XXXX):
ANGLES: ±3°
FINISH:
FSCM 83330

DRAWING NUMBER: C-16777
REV: A
TITLE: CBI BLOCK ARRAY (3X4)
MATERIAL:

Dialight
1913 ATLANTIC AVE.
MANASQUAN, N.J. 08736

SHEET OF
FAMILY TABLES: